

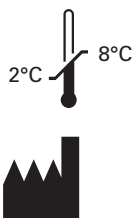
Kreatech™ FISH probes

Product Information Sheet

KBI-30503

Rab9b (XqF1) / Rcan1 (16qC4) Mouse probe

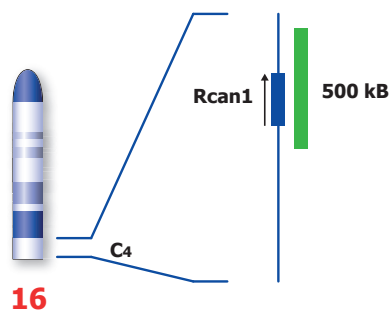
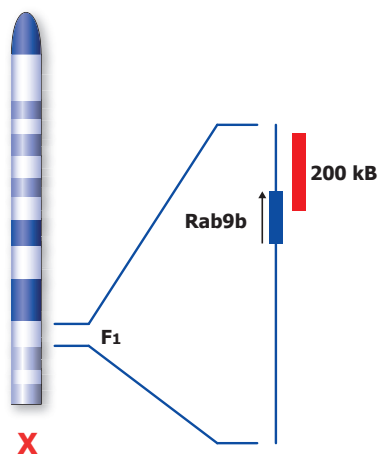
RUO



Kreatech Biotechnology B.V.
Vierweg 20
1032 LG Amsterdam
The Netherlands
www.LeicaBiosystems.com

PI-KBI-30503_D2.1

Published March 2015



Not to scale

Kreatech™ Rab9b (XqF1) / Rcan1 (16qC4) Mouse FISH probe

Intended use: The **Rab9b (XqF1) / Rcan1 (16qC4)** mouse specific FISH probe is optimized to detect mouse chromosome X and 16 in a dual-color assay suited for mouse metaphase/interphase spreads, mouse blood smears and mouse bone marrow cells.

The probe is recommended to be used in combination with one of the Kreatech Pretreatment kits providing necessary reagents to perform FISH on various sample types for optimal results. (see also www.LeicaBiosystems.com and look for Kits & reagents)

Critical region 1 (red): The **Rab9b (XqF1)** specific mouse FISH probe is direct-labeled with PlatinumBright™550.
Critical region 2 (green): The **Rcan1 (16qC4)** specific mouse FISH probe is direct-labeled with PlatinumBright™495.

Reagent: Kreatech probes are direct-labeled DNA probes provided in a ready-to-use format. Apply 10 µl of probe to a sample area of approximately 22 x 22 mm.

Please refer to the Instructions for Use for the entire Kreatech FISH protocol.

Kreatech FISH probes are REPEAT-FREE™ and therefore do not contain Cot-1 DNA. Hybridization efficiency is increased and background, due to unspecific binding, is highly reduced.

Interpretation: The **Rab9b (XqF1) / Rcan1 (16qC4)** mouse FISH probe is designed as a dual-color assay to detect the mouse chromosomes X and 16. Two single color green (G) identify the normal mouse chromosomes 16, two single color red (R) will identify the normal mouse chromosomes X in female samples, one single color red (R) will identify the normal mouse chromosome X in male samples.

Signal patterns other than those described above may indicate amplifications, deletions of mouse chromosome X and/or 16 or other complex rearrangements.

Warning and precautions: In case of emergencies check SDS sheets for medical advice. SDS sheets may be obtained by either contacting Leica Technical Support or visiting www.LeicaBiosystems.com. DNA probes contain formamide which is a teratogen; do not inhale or allow skin contact. Wear gloves and a lab coat when handling DNA probes. All materials should be disposed of according to your institution's guidelines for hospital waste disposal.

Reagent Storage and Handling:

Store at 2-8 °C. Reagents should not be used after the expiration date on the vial label.

TECHNICAL SUPPORT

Technical support is available at www.LeicaBiosystems.com or +31 20 6919181 or via e-mail: kreatech-support@leicabiosystems.com.

CUSTOMER SERVICE

Kreatech probes may be ordered through Leica Customer Service +31 20 6919181 or order via e-mail: purchase.orders@leica-microsystems.com.