

Kreatech™ FISH probes

Product Information Sheet

KI-10502

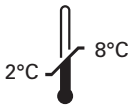
11q23 / DLEU1 (13q14)

100 µl

DANGER



FORMAMIDE



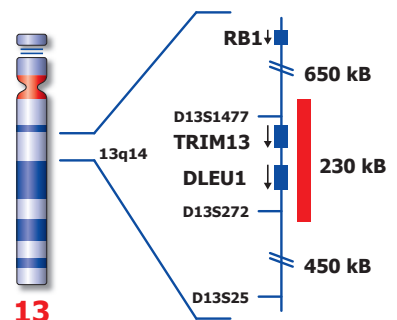
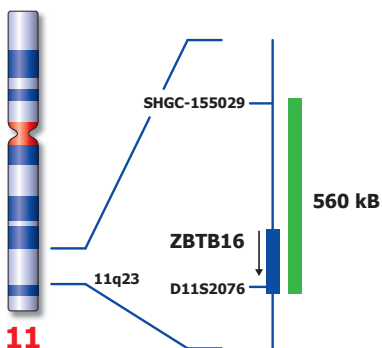
Kreatech Biotechnology B.V.
Vlierweg 20
1032 LG Amsterdam
The Netherlands
www.LeicaBiosystems.com

RUO - Research Use Only

Not for use in diagnostic procedures

PI-KI-10502_D2.1

Published Sept 2015



Not to scale

KI-10502

Kreatech™ 11q23 / DLEU1 (13q14) FISH probe

Introduction: The **11q23** specific FISH probe is optimized to detect 11q23. The **DLEU1 (13q14)** specific DNA region is optimized to detect the DLEU1 gene region at 13q14.

Critical region 1 (red): The **DLEU1 (13q14)** specific FISH probe is direct-labeled with PlatinumBright™550.
Critical region 2 (green): The **11q23** specific FISH probe is direct-labeled with PlatinumBright™495.

Reagent: Kreatech probes are direct-labeled DNA probes provided in a ready-to-use format. Apply 10 µl of probe to a sample area of approximately 22 x 22 mm.

Please refer to the Instructions for Use for the entire Kreatech FISH protocol.

Kreatech FISH probes are REPEAT-FREE™ and therefore do not contain Cot-1 DNA. Hybridization efficiency is increased and background, due to unspecific binding, is highly reduced.

Patterns: The **11q23 / DLEU1 (13q14)** FISH probe is designed as a dual-color assay to detect deletions or amplifications at 11q23 and 13q14. Deletions involving the 13q14 region will show one red signal and two green signals for the 11q23 region (1R2G). Amplifications involving the 11q23 region will show three or more green signals and two red signals for the 13q14 region (2R3+G). Deletions and Amplifications involving both critical regions at 13q14 and 11q23 will show one red and three or more green signals (1R3+G). Two single color red (R) and green (G) signals will identify the normal chromosomes 13 and 11 (2R2G).

	Normal Signal Pattern	Del(13q14)	Amp(11q23)	Del (13q14) Amp(11q23)
Expected Signals	2R2G	1R2G	2R3+G	1R3+G

References: Cremer F et al, 2005, Genes Chromosomes Cancer, 44; 194-203

Warning and precautions: In case of emergencies check SDS sheets for medical advice. SDS sheets may be obtained by either contacting Leica Technical Support or visiting www.LeicaBiosystems.com. DNA probes contain formamide which is a teratogen; do not inhale or allow skin contact. Wear gloves and a lab coat when handling DNA probes. All materials should be disposed of according to your institution's guidelines for hospital waste disposal.

Reagent Storage and Handling: Store at 2-8 °C. Reagents should not be used after the expiration date on the vial label.

TECHNICAL SUPPORT Technical support is available at www.LeicaBiosystems.com/service-support/technical-support/ or toll free at 800-248-0123 or via e-mail: kreatech-support@leicabiosystems.com.

CUSTOMER SERVICE Kreatech probes may be ordered through Leica Customer Service toll free at 800-248-0123 or order via e-mail: purchase.orders@leica-microsystems.com.