

# Kreatech™ FISH probes

## Product Information Sheet

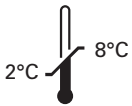
KI-30501

Tik2 (11qE1) / Aurka (2qH3) Mouse probe  
100 µl

**DANGER**



**FORMAMIDE**



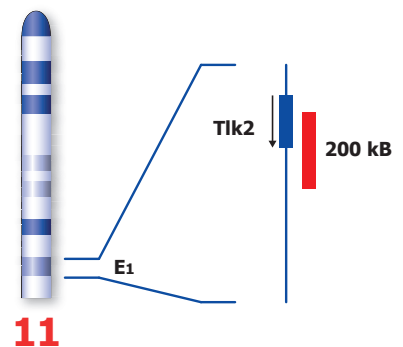

**Kreatech Biotechnology B.V.**  
Vlierweg 20  
1032 LG Amsterdam  
The Netherlands  
[www.LeicaBiosystems.com](http://www.LeicaBiosystems.com)

**RUO - Research Use Only**

Not for use in diagnostic procedures

PI-KI-30501\_D2.1

Published Sept 2015



Not to scale

KI-30501

## Kreatech™ Tlk2 (11qE1) / AurKa (2qH3) Mouse FISH probe

- Introduction:** The **Tlk2 (11qE1) / AurKa (2qH3)** mouse specific FISH probe is optimized to detect mouse chromosomes 11 and 2 in a dual-color assay suited for mouse metaphase/interphase spreads, mouse blood smears and mouse bone marrow cells.
- Critical region 1 (red):** The **Tlk2 (11qE1)** specific mouse FISH probe is direct-labeled with PlatinumBright™ 550.  
**Critical region 2 (green):** The **AurKa (2qH3)** specific mouse FISH probe is direct-labeled with PlatinumBright™ 495.
- Reagent:** Kreatech probes are direct-labeled DNA probes provided in a ready-to-use format. Apply 10 µl of probe to a sample area of approximately 22 x 22 mm.
- Please refer to the Instructions for Use for the entire Kreatech FISH protocol.
- Kreatech FISH probes are REPEAT-FREE™ and therefore do not contain Cot-1 DNA. Hybridization efficiency is increased and background, due to unspecific binding, is highly reduced.**
- Patterns:** The **Tlk2 (11qE1) / AurKa (2qH3)** mouse FISH probe is designed as a dual-color assay to detect the mouse chromosomes 11 and 2. Two single color red will identify the normal mouse chromosomes 11, and two single color green identify the normal mouse chromosomes 2 (2R2G).
- Signal patterns other than those described above may indicate amplifications, deletions of mouse chromosome 2 and/or 11 or other complex rearrangements.
- Warning and precautions:** In case of emergencies check SDS sheets for medical advice. SDS sheets may be obtained by either contacting Leica Technical Support or visiting [www.LeicaBiosystems.com](http://www.LeicaBiosystems.com). DNA probes contain formamide which is a teratogen; do not inhale or allow skin contact. Wear gloves and a lab coat when handling DNA probes. All materials should be disposed of according to your institution's guidelines for hospital waste disposal.
- Reagent Storage and Handling:** Store at 2-8 °C. Reagents should not be used after the expiration date on the vial label.
- TECHNICAL SUPPORT** Technical support is available at [www.LeicaBiosystems.com/service-support/technical-support/](http://www.LeicaBiosystems.com/service-support/technical-support/) or toll free at 800-248-0123 or via e-mail: [kreatech-support@leicabiosystems.com](mailto:kreatech-support@leicabiosystems.com).
- CUSTOMER SERVICE** Kreatech probes may be ordered through Leica Customer Service toll free at 800-248-0123 or order via e-mail: [purchase.orders@leica-microsystems.com](mailto:purchase.orders@leica-microsystems.com).