

Kreatech™ FISH probes

Product Information Sheet

KI-10755


BCL2/IGH t(14;18) Fusion (tissue)

100 µl

DANGER



FORMAMIDE



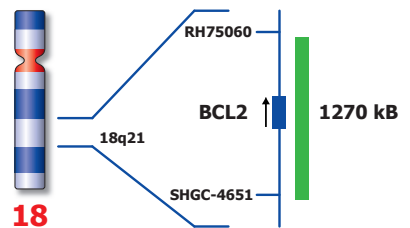
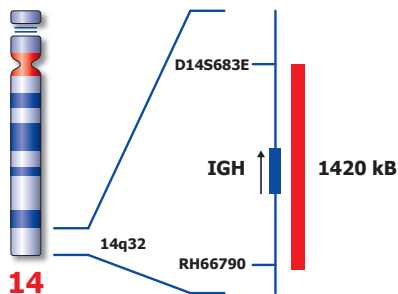
Kreatech Biotechnology B.V.
Vlierweg 20
1032 LG Amsterdam
The Netherlands
www.LeicaBiosystems.com

RUO - Research Use Only

Not for use in diagnostic procedures

PI-KI-10755_D2.1

Published Oct 2015



Not to scale

KI-10755

Kreatech™ BCL2/IGH t(14;18) Fusion (tissue) FISH probe

Introduction: The **BCL2/IGH t(14;18) Fusion (tissue)** FISH probe is optimized to detect the reciprocal translocation t(14;18) in a dual-color, dual-fusion assay on formalin-fixed paraffin-embedded tissue samples.

Critical region 1 (red): The **IGH (14q32)** specific FISH probe is direct-labeled with PlatinumBright™550.

Critical region 2 (green): The **BCL2 (18q21)** FISH probe is direct-labeled with PlatinumBright™495.

Reagent: Kreatech probes are direct-labeled DNA probes provided in a ready-to-use format. Apply 10 µl of probe to a sample area of approximately 22 x 22 mm.

Please refer to the Instructions for Use for the entire Kreatech FISH protocol.

Kreatech FISH probes are REPEAT-FREE™ and therefore do not contain Cot-1 DNA. Hybridization efficiency is increased and background, due to unspecific binding, is highly reduced.

Patterns: The **BCL2/IGH t(14;18) Fusion (tissue)** FISH probe is designed as a dual-fusion probe to detect both rearranged chromosomes der(18) and der(14) by two co-localized red/green or yellow fusion signals (F). Single color red (R) and green (G) signals will identify the normal chromosomes 14 and 18 respectively.

Signal patterns other than those described above may indicate variant translocations, deletions on der(18) or der(14) or other complex rearrangements. Investigators are advised to analyze metaphase cells for the interpretation of atypical signal patterns.

	Normal Signal Pattern	t(14;18)
Expected Signals	2R2G	2F1R1G

References: Taniwaki M et al, 1995, Blood, 86; 1481-1486
Poetsch M et al, 1996, J Clin Oncol, 14; 963- 969

Warning and precautions: In case of emergencies check SDS sheets for medical advice. SDS sheets may be obtained by either contacting Leica Technical Support or visiting www.LeicaBiosystems.com. DNA probes contain formamide which is a teratogen; do not inhale or allow skin contact. Wear gloves and a lab coat when handling DNA probes. All materials should be disposed of according to your institution's guidelines for hospital waste disposal.

Reagent Storage and Handling: Store at 2-8 °C. Reagents should not be used after the expiration date on the vial label.

TECHNICAL SUPPORT Technical support is available at www.LeicaBiosystems.com/service-support/technical-support/ or toll free at 800-248-0123 or via e-mail: kreatech-support@leicabiosystems.com.

CUSTOMER SERVICE Kreatech probes may be ordered through Leica Customer Service toll free at 800-248-0123 or order via e-mail: purchase.orders@leica-microsystems.com.