

TABLE 1. PROTOCOL VALIDATION

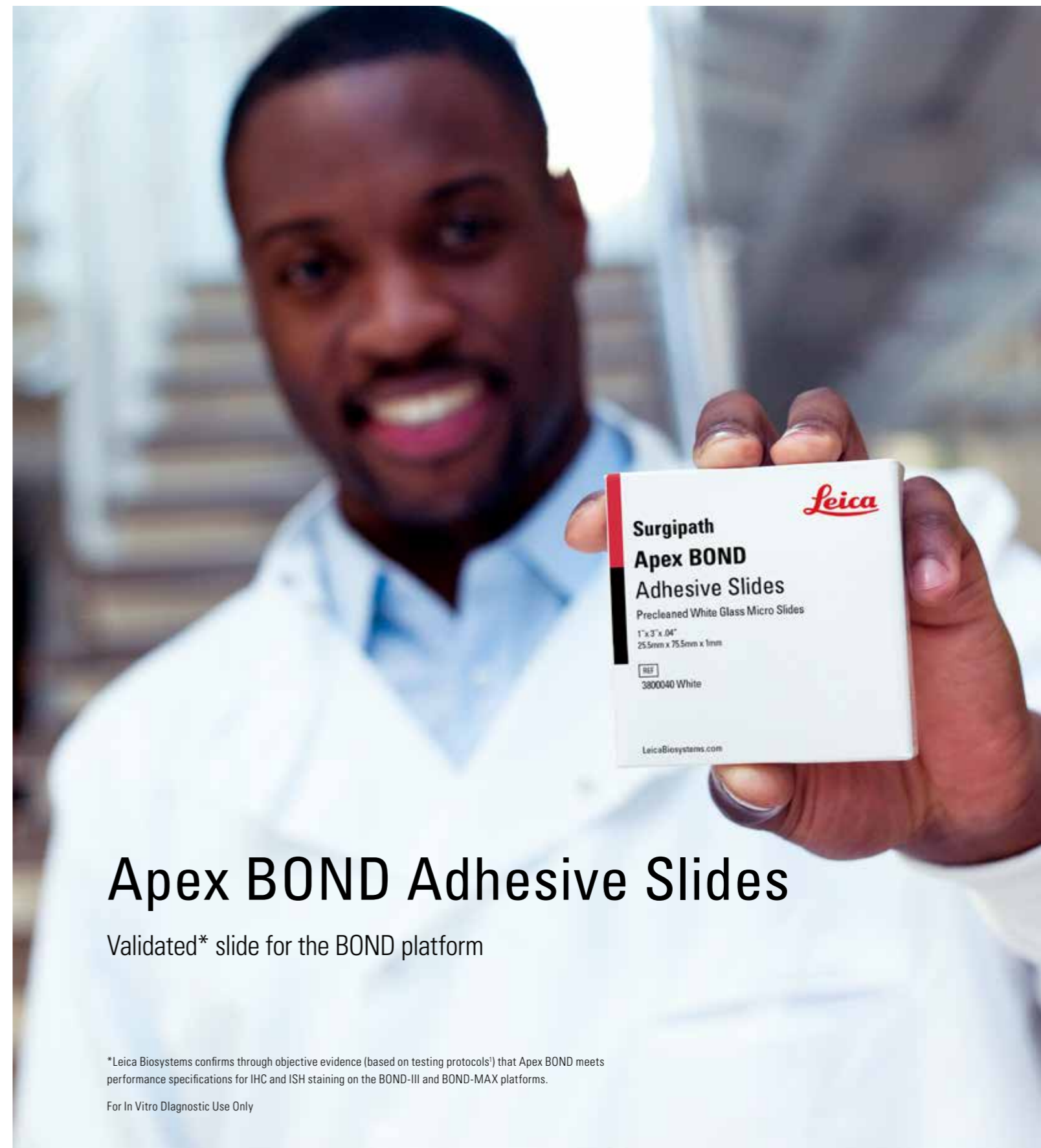
BOND Protocol	Tissue	Antibody Specificity	Antibody Clone	Detection System	Epitope Retrieval	Number of Slides
IHC F	Bowel	S-100 BOND RTU Primary (PA0900)	Polyclonal	BOND Polymer Refine Detection	Enzyme	96
	Breast	Estrogen Receptor BOND RTU Primary (PA0151)	6F11	BOND Polymer Refine Detection	ER 1	88
	Breast	Progesterone Receptor BOND RTU Primary (PA0312)	16	BOND Polymer Refine Detection	ER 2	88
	Bowel	SMA BOND RTU Primary (PA0943)	alpha SM-1	BOND Polymer Refine Detection	None	88
IHC J	Melanoma	Melan A BOND RTU Primary (PA0233)	A103	BOND Polymer Refine Red Detection	ER 2	96
	Bowel	S-100 BOND RTU Primary (PA0900)	Polyclonal	BOND Polymer Refine Red Detection	Enzyme	88
	Melanoma	HMB45 BOND RTU Primary (PA0027)	HMB45	BOND Polymer Refine Red Detection	Enzyme	88
	Melanoma	Tyrosinase BOND RTU Primary (PA0322)	T311	BOND Polymer Refine Red Detection	ER 2	88
Flippin	Tonsil	CD3 BOND RTU Primary (PA0553)	LN10	BOND Polymer Refine Detection	ER 2	96
	Bowel	CD34 BOND RTU Primary (PA0212)	QBEnd/10	BOND Polymer Refine Detection	ER 2	88
	Lung	TTF1 BOND RTU Primary (PA0364)	SPT24	BOND Polymer Refine Detection	ER 1	88
	Bowel	SMA BOND RTU Primary (PA0943)	alpha SM-1	BOND Polymer Refine Detection	None	88
ISH A	Tonsil	Novocastra Lambda Probe (ISH5770-A)	Analyte Specific Reagent	BOND Polymer Refine Detection	Enzyme and Hybridization	360
ISH B	Cervix - HPV+	Human Satellite DNA, Flu-labeled Probe (40V000V495)		BOND Polymer Refine Detection	Enzyme and Hybridization	360
					Total Slides	1800

Leica Biosystems – an international company with a strong network of worldwide customer services:

North America Sales and Customer Support	
North America	+ 1800 248 0123
Asia/Pacific Sales and Customer Support	
Australia	+ 1800 625 286
China	+85 2 2564 6699
Japan	+81 3 5421 2804
South Korea	+ 82 2 3416 4500
New Zealand	+ 0800 400 589
Singapore	+65 6550 5999
Europe Sales and Customer Support	
For detailed contact information about European sales offices or distributors please visit our website: LeicaBiosystems.com	

LEICA BIOSYSTEMS
Leica Biosystems is a global leader in workflow solutions and automation, integrating each step in the workflow from biopsy to diagnosis.

Copyright © 2018 Leica Biosystems, a division of Leica Microsystems Inc. All rights reserved. LEICA and the Leica Logo are registered trademarks of Leica Microsystems IR GmbH. APEX is a trademark of Leica Biosystems and its affiliates.
For In Vitro Diagnostic Use Only



Apex BOND Adhesive Slides

Validated* slide for the BOND platform

*Leica Biosystems confirms through objective evidence (based on testing protocols¹) that Apex BOND meets performance specifications for IHC and ISH staining on the BOND-III and BOND-MAX platforms.

¹Performance validation consisted of testing a total of 1800 slides, employing 5 BOND protocols, 10 antibodies, 2 oligonucleotide probes, 6 tissue types, 3 epitope retrieval methods and 2 detection methods (as outlined in table 1 above).

²Validated with Covertile S21.2001

³Packaging protocol included testing the product in a humidity chamber at 45° Celsius and 75% relative humidity for 14 days

Apex BOND Adhesive Slides

The Apex BOND is an extension of the Apex Adhesive Slides portfolio, specifically designed and validated¹ for the BOND platform.

The eight dots represent the usable areas of the Apex BOND for the different dispense volumes in the BOND processing modules.



Product Code	Color	Quantity
3800040	White	Case / 1,440

Apex BOND Advantages



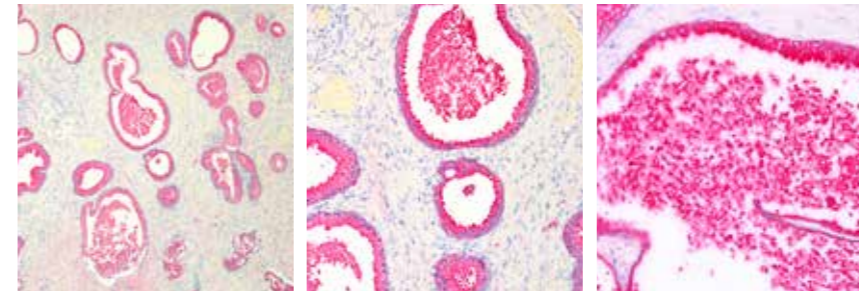
COMPATIBILITY WITH BOND

BOND Universal Covertiles provide Total Tissue Care through excellent tissue retention and morphological preservation. Apex BOND slides are designed and validated¹ to fit properly into the BOND slide trays; the covertiles² fit perfectly over the slides.



TISSUE ADHERENCE

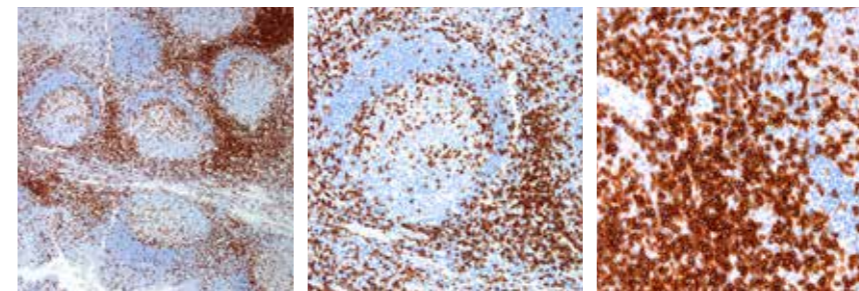
High quality tissue adherence and morphology preservation is critical in immunohistochemistry. Apex BOND is validated¹ for consistent tissue adherence on the BOND and BOND-MAX platforms.



PAP-Red 4X

PAP-Red 10X

PAP-Red 20X



Novocastra CD3 4X

Novocastra CD3 10X

Novocastra CD3 20X

STAINING QUALITY

Apex BOND is validated¹ to provide consistent high-quality staining without any disadvantages of background staining.



PACKAGING

Apex BOND is enhanced with a new coated cellophane wrapping material for increased protection of the adhesive coating from humidity.³